The FreeStyle LibreLink app and your iPhone

With the FreeStyle LibreLink app,[1] you can scan your FreeStyle Libre 2 sensor with an iPhone

YOU CAN DO IT
WITHOUT LANCETS[2]

DOWNLOADING THE FREESTYLE LIBRELINK APP[1]

1. Go to **App Store**
2. Search FreeStyle LibreLink
3. Look for FreeStyle LibreLink – GB
4. Press **Get**
5. Install by entering your Apple ID (the app is free to download and use)[3]
6. Open the app and follow the on-screen instructions to get set-up

SCANNING THE FREESTYLE LIBRE 2 SENSOR WITH AN IPHONE

1. First open the FreeStyle LibreLink app on your iPhone and tap the **scan** button

2. Hold the **top of the iPhone** near the sensor

3. Do not move your iPhone until you **hear a tone** and/or feel a vibration. This completes the scan

ALARM. SCAN. ACT.

Quick Tips

- The Near Field Communication (NFC) antenna on an iPhone is on the top edge.
- Remove bulky or metallic phone cases as they can interfere with the NFC signal.
- 60-minute warm-up required when applying the sensor.

Visit **www.FreeStyleDiabetes.co.uk** for more information

FreeStyle Libre 2
FLASH GLUCOSE MONITORING SYSTEM

Abbott
life. to the fullest.®

Images are for illustrative purposes only. Not actual patient or data.

© 2021 Abbott. FreeStyle, Libre, and related brand marks are marks of Abbott. ADC-31515 v2.0 11/21.

The FreeStyle LibreLink app and your iPhone

It's easy to set alarms on your FreeStyle LibreLink app

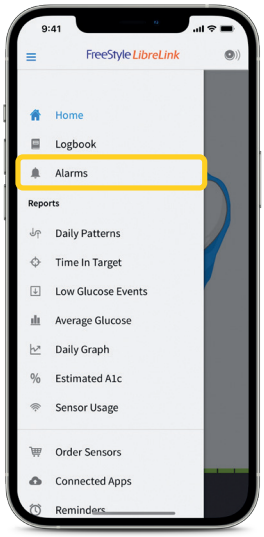

1 Tap Alarms in the **menu**[4]

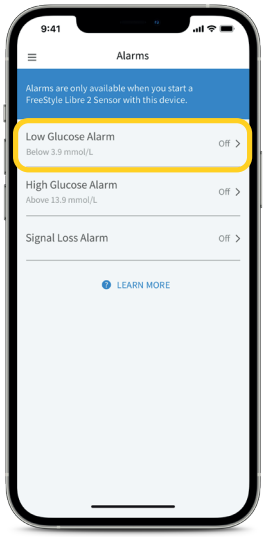

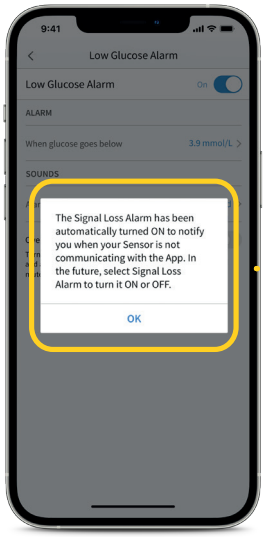

2 Touch **Low Glucose Alarm** and turn on alarm (alarms are off by default)

Signal Loss Alarm is automatically turned on when glucose alarm is turned ON

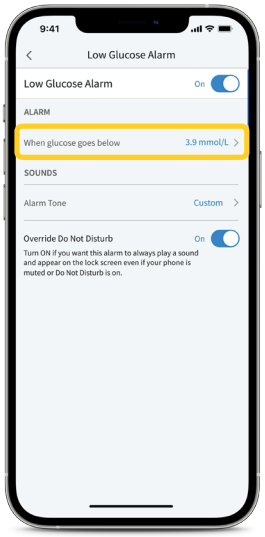

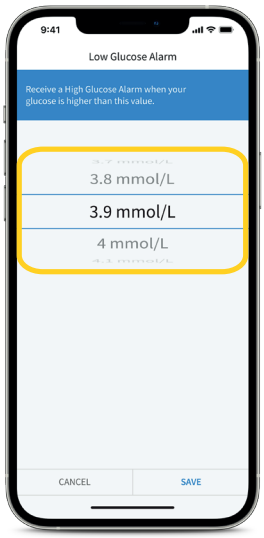

3 Scroll to select **Low Glucose Value**[5]

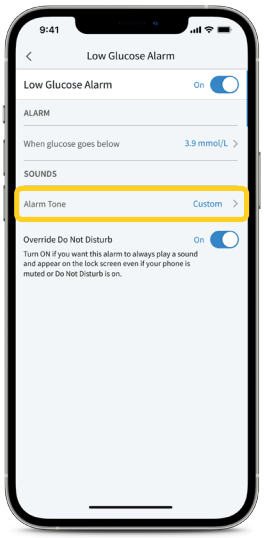

4 Touch **Alarm Tone** and make your tone choice

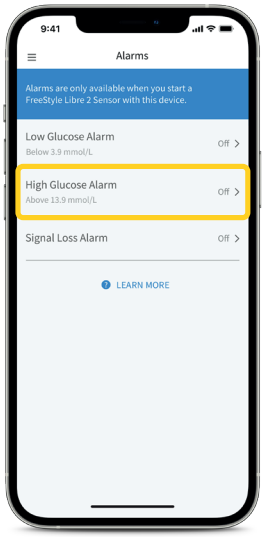

5 Set your **High Glucose Alarm** using the same steps[6]

FreeStyle Libre 2
FLASH GLUCOSE MONITORING SYSTEM

Abbott
life. to the fullest.®

Images are for illustrative purposes only. Not actual patient data.

1. The FreeStyle LibreLink app is only compatible with certain mobile devices and operating systems. Please check the website for more information about device compatibility before using the app. Use of FreeStyle LibreLink requires registration with LibreView. **2.** Scanning the sensor does not require lancets. **3.** The mobile app is free to download and use. Internet connection is required to download the app, charges may apply. **4.** To receive alarms on your phone, you should start your FreeStyle Libre 2 sensor with your compatible phone. Please see the FreeStyle LibreLink User's Manual for complete instructions: www.diabetescare.abbott/support/manuals/uk.html. **5.** 3.9 mmol/L is the default Low Glucose Alarm level and can be set between 3.3-5.6 mmol/L. **6.** 13.3 mmol/L is the default High Glucose Alarm level and can be set between 6.7-22.2 mmol/L.

iPhone and App Store are trademarks of Apple Inc.
© 2021 Abbott. FreeStyle, Libre, and related brand marks are marks of Abbott. ADC-31515 v2.0 11/21.