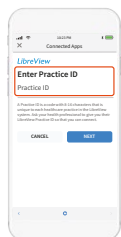


You connect to your doctor



Ask your doctor or office staff to provide their LibreView² Practice ID, which is a code specific to your doctor's practice. Then simply enter the ID in the FreeStyle LibreLink app¹.




Go to:
Menu > Connected Apps > LibreView² > Connect to a Practice > Enter Practice ID

Click **Next** and then **Connect** after viewing your doctor's practice contact information

Connect with your loved ones with LibreLinkUp³

LibreLinkUp is a mobile app for your loved ones to receive glucose readings from the FreeStyle LibreLink app¹ in real time. You can add a new LibreLinkUp³ connection from the "Connected Apps" option in the main menu of the FreeStyle LibreLink app¹.



FreeStyle LibreLink App QR Code¹



For more information:

Call:

☎ 6706 8171 or ☎ 22062972

🌐 www.FreeStyleDiabetesME.com



FLASH GLUCOSE MONITORING SYSTEM



life. to the fullest.

Abbott

1. The FreeStyle LibreLink app is only compatible with certain mobile devices and operating systems. Please check the website for more information about device compatibility before using the app. Use of FreeStyle LibreLink requires registration with LibreView. Automatic upload requires a wireless internet connection or mobile data connection. 2. The LibreView website is only compatible with certain operating systems and browsers. Please check www.LibreView.com for additional information. 3. The LibreLinkUp app is only compatible with certain mobile device and operating systems. Please check www.LibreLinkUp.com for more information about device compatibility before using the app. Use of LibreLinkUp and FreeStyle LibreLink requires registration with LibreView. The LibreLinkUp mobile app is not intended to be a primary glucose monitor; home users must consult their primary device(s) and consult a healthcare professional before making any medical interpretation and therapy adjustments from the information provided by the app. Images are for illustrative purposes only. Not real patient or Health Care Professional. Simulated data for illustrative purposes only. Not real patient or data. For children aged 4-12, a caregiver at least 18 years old is responsible for supervising, managing, and assisting them in using the FreeStyle Libre system and interpreting its readings. © 2021 Abbott. FreeStyle, Libre, and related brand marks are marks of Abbott. ADC-46843 V1.0 10/21

How to download the
FreeStyle LibreLink App
from the **Apple App Store?**



**YOU
CAN
DO IT**
WITH YOUR PHONE¹



FLASH GLUCOSE MONITORING SYSTEM



life. to the fullest.

Abbott

Option 1: Scan the app's QR code

1

Open your iPhone camera



2

Scan the QR Code



3

Tap to view in the App Store



Option 2: Search for the FreeStyle LibreLink app in the Apple App Store


1

Launch the Apple App Store



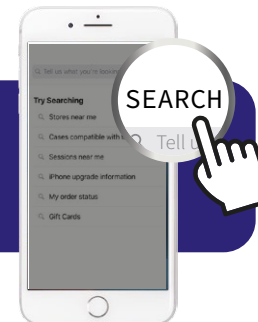
2

Tap the glass on the bottom right of your screen magnifying



3

Type "FreeStyle LibreLink-QA" and tap the search button



Important Note:

If you intend to use both the FreeStyle LibreLink app and the FreeStyle Libre 2 reader with the same sensor, scan your sensor with the reader first, then use the app to scan the sensor*
*When both the reader and a phone are used to scan the same sensor, the data captured by each is not synchronized between the two devices.

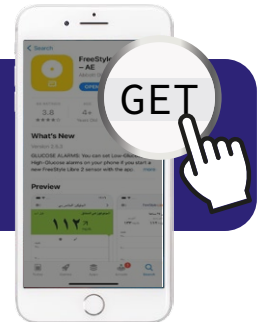
4

Tap the FreeStyle LibreLink app icon to download for free



5

Tap "Get"



6

Place your finger on the home button to activate Touch ID

