



**YOU  
CAN  
DO IT**  
WITHOUT LANCETS<sup>1</sup>



The FreeStyle LibreLink app  
is available in 26 languages.

## Update your language.

On your FreeStyle LibreLink app through your iPhone or Android smartphone settings.<sup>2</sup>

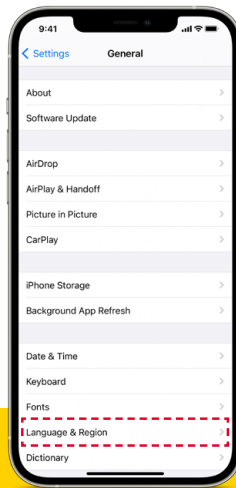
### iPhone



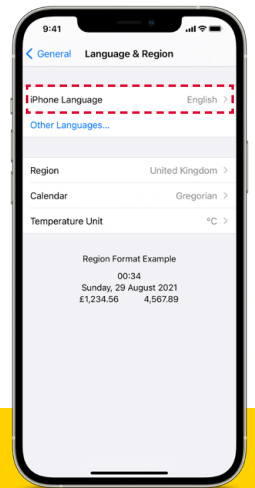
**1** Open 'Settings' on your iPhone



**2** Tap 'General'



**3** Tap 'Language & Region'

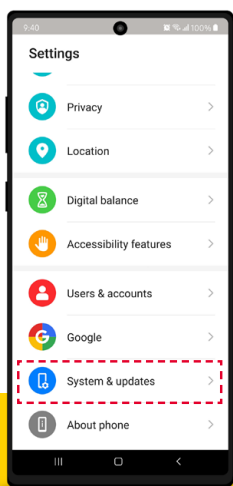


**4** Select your preferred 'iPhone Language'

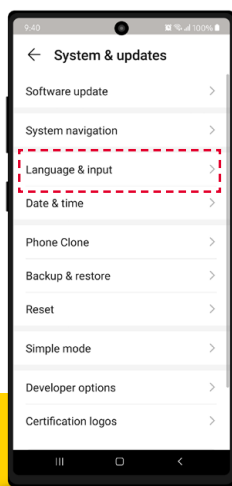
### Android



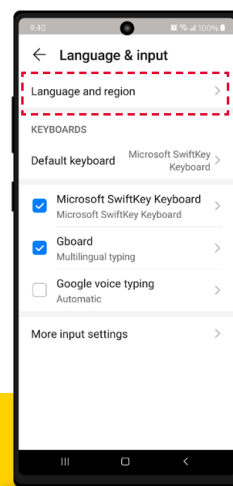
**1** Tap 'Settings' on your Android device



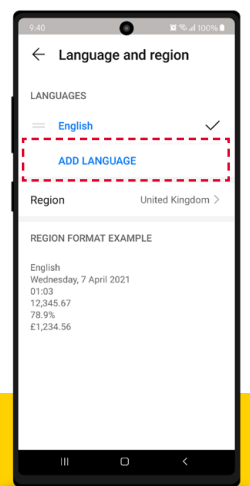
**2** Tap 'System'



**3** Tap 'Language & input'



**4** Tap 'Language'



**5** Choose 'Add Language'

For more information call our Customer Careline on 0800 170 1177.



You can call us Monday to Friday between 8:00 AM and 8:00 PM, Saturday 9:00 AM to 5:00 PM (excluding Bank Holidays).



Images are for illustrative purposes only. Not actual patient or data.

**1.** Scanning the sensor does not require lancets. **2.** The FreeStyle LibreLink app is displayed in the same language as your phone's operating system language. If you wish to use the FreeStyle LibreLink app in a different language, choose from one of the supported languages in your phone's system settings. The FreeStyle LibreLink app will update the next time it is opened. If the FreeStyle LibreLink app doesn't support the language set on your phone, the app will display text in English (US).

© 2021 Abbott. FreeStyle, Libre, and related brand marks are marks of Abbott. ADC-44417 v1.0 01/22.